


Examination Online Application Form

Step 1: Exam Registration Form:


Enter your User Id: Registration [Number@jipmer.edu.in](mailto:RegistrationNumber@jipmer.edu.in) and Password: Registration Number click on Login button



सत्यमेव जयते

JAWAHARLAL INSTITUTE OF POSTGRADUATE MEDICAL EDUCATION AND RESEARCH

(JIPMER)



APPLICATION FORM (FOR PROFESSIONAL EXAMINATION)


User Login

*User Id

*Password

Login


Version 13.03.01



सत्यमेव जयते

JAWAHARLAL INSTITUTE OF POSTGRADUATE MEDICAL EDUCATION AND RESEARCH

(JIPMER)



APPLICATION FORM (FOR PROFESSIONAL EXAMINATION)

User Login

*User Id

*Password

Login

Version 13.03.01

Step 2: Password policy :

You can change the password as per the password policies instruction: type Registration number as old password then type new password and confirm new password as per the password policies and click on Confirm button.

Expired Password

Your password has been reset by the administrator. Please change your password

Old Password:

New Password:

Confirm New Password:

[Confirm](#)

Organization Password Policies

- The password must have minimum of 1 and maximum of 15 Alphabets
- The password must have minimum of 1 and maximum of 15 Numeric Characters
- The password must not contain the login id
- The password must not contain the first name
- The password must not contain the last name
- The password must not match last 3 passwords.
- The password must have a minimum length of 8 and a maximum length of 15.

Copyright © 2019 TATA Consultancy Services Limited

Step 3: Examination Registration:

Click on Examination Registration Button.



JAWAHARLAL INSTITUTE OF POSTGRADUATE MEDICAL EDUCATION AND RESEARCH
(JIPMER)



[Exam Enrollment](#)

[Examination Registration](#) [Refresh](#)

Step 4: Examination Form:

Confirm your personal details and Applicant Category.

1. In Applicant category: Select Exam type and Select Year/Semester.
2. Select the subjects in subject details.
3. Upload the photograph and signature in uploaded document with max size 200kb.
4. Select the fees, applicable in fees details.
5. Confirm the fees and check Agree and submit the form for payment.

Examination Form

Note : Kindly use Internet Explorer(10 to 11) or Mozilla Firefox(48 to 53) or Google Chrome(50 to 59) to fill in the Application Form.
Use the cursor to move between fields instead of using the tab key.
Fields marked with * are mandatory.
This form is for exam enrollment only. Use another form to apply for Improvement.

Personal Details

Name of the Student BANOTH SHREE KUMAR	Registration No 11011019
Gender Male	Category ST
Mobile No. 8903131875	Email Id

Academic Information

Branch MBBS 2010_2015	Course MBBS
Year Fifth Year	Session May/June 2019

Applicant Category

Exam Type Backlog ▼

Select Year/Semester Fourth Year ▼

Subject Details

Sr No.	Title of Subject	Subject Code	Selection
1.	GENERAL MEDICINE	GENMD	<input type="checkbox"/>
2.	PAEDIATRICS	PAE	<input type="checkbox"/>
3.	OBSTETRICS AND GYNAECOLOGY	OBSGYN	<input type="checkbox"/>

Applicant Category

Exam Type **Backlog** ▼

Select Year/Semester **Fourth Year** ▼

Subject Details

Sr No.	Title of Subject	Subject Code	Selection
1.	GENERAL MEDICINE	GENMD	<input checked="" type="checkbox"/>
2.	PAEDIATRICS	PAE	<input checked="" type="checkbox"/>
3.	OBSTETRICS AND GYNAECOLOGY	OBSGYN	<input type="checkbox"/>

Uploaded Documents

*Upload Recent Coloured Photograph [Upload here](#)
*Upload Recent Coloured Signature. [Upload here](#)

Fee Details

Students who are appearing(FIRST ATTEMPT) for Final Year Exams/Semesters have to pay Consolidate Fee,Provisional fee,Degree Certificate Fee.

- Degree Certificate Fee
- Consolidated Fee
- Provisional Fee

Exam Fee ₹ 2500

Marksheet Fee ₹ 250

Consolidated Marksheet Fee ₹ 1500

Provisional Certificate Fee ₹ 250

Degree Certificate Fee ₹ 500

Application Fee ₹ 50

Late Fee ₹ 0

Total Fee ₹ 5050

Declaration

I declare the information provided by me is true in all respect and in case any information found to be false, my examination application would stand cancelled automatically.

I Agree

Step 5: Payment Page:

Make the payment by selecting appropriate payment method to avoid payment failure.

The screenshot displays the Baroda Gateway payment interface. At the top, the browser address bar shows the URL: <https://ipg.bobgateway.com/IPG/paymentpage.htm?Payme>. The page header features the Bank of Baroda logo and the Baroda Gateway logo.

The main content area is divided into two sections:

- Payment Method Selection:** On the left, there are three options: Credit Card, Debit Card, and Internet Banking. The Credit Card option is currently selected.
- Card Payment Form:** This section includes:
 - Logos for VISA, MasterCard, and RuPay.
 - Fields for Card Number, Expiry Date (MM/YY), and CVV (***).
 - A Virtual Keyboard icon next to the Card Number field.
 - A field for Card Holders Name.
 - A security verification step labeled "Type the characters" with a box containing "ZE9R8" and a refresh icon.
 - A prominent orange "PAY" button and a "Cancel" link.
- BILLING INFORMATION:** On the right side, a summary of the transaction is provided:
 - Merchant: JIPMER- Semester Examination F...
 - TrackId: [Redacted]
 - Transaction Amount: INR 2600.00
 - Bank Charges: INR 0.00
 - Total Amount Payable: INR 2600.00

Step 6: Print Submitted Form:

Once the payment is done, form will be redirect to print submitted form page with Payment transaction ID. We will be intimate through SMS and Email once the Form and Payment is successful.

✓ Thanks for submitting your Application Form!! Which can be used for all future correspondence.
Amount: 3800
Payment Transaction No: CPC 1018032

[Print Form](#)



JAWAHARLAL INSTITUTE OF POSTGRADUATE MEDICAL EDUCATION AND RESEARCH
(JIPMER)



Examination Form

Personal Details

Registration No. : 11011058
Student's Name : MOHAMMAD ZIAUDDIN
Gender : Male
Mobile Number : 7639672111
Email Id : a@a.com

Academic Information

Branch : MBBS 2010_2015 Course : MBBS
Exam Type : Backlog Year : Fifth Year
Session : May/June 2019

Photo and Signature



Subject Details

Sr. No.	Subject Name	Subject Code
1.	COMMUNITY MEDICINE	COMM
2.	OTO-RHINO-LARYNGOLOGY	OTO
3.	OPHTHALMOLOGY	OPHT

Fee Details

Total Fee (in Rupees) : ₹ 3800
Payment Date : 02/Apr/2019

Declaration

I declare the information provided by me is true in all respect and in case any information found to be false, my examination application would stand cancelled automatically.

Version 13.06.01