



REGIONAL CANCER CENTRE

HOSPITAL BASED CANCER REGISTRY & PATTERNS OF CARE AND SURVIVAL STUDIES

JIP/RCC/ICMR/HBCR&POCSS/2023/01

04/01/2023

Monthly Audit for the Month of December 2022


Sl. No.	SITE OF TUMOR	No. of cases
1	HEAD AND NECK*	74
2	BREAST	55
3	CERVIX	40
4	STOMACH	13
5	OTHER GENITOURINARY TUMORS**	12
6	LUNG	11
7	ESOPHAGUS	10
8	COLON	8
9	OTHERS***	8
10	ENDOMETRIUM	7
11	OVARY	6
12	RECTUM	6
13	ABDOMINAL TUMORS****	5
14	BONE MARROW	5
15	CONNECTIVE TISSUE	5
16	KIDNEY	4
17	LIVER	4
18	LYMPH NODE	4
19	PANCREAS	4
20	SKIN	4
21	BONE	3
22	BRAIN	3
	TOTAL	291

* Head and Neck - Larynx, Oral Cavity, Pharynx

**Other Genitourinary Tumors – Penis, Prostate, Urinary Bladder, Testis

***Others- Thyroid, Anal Canal, Parotid Gland, Nasal Cavity, Pleura, Lip

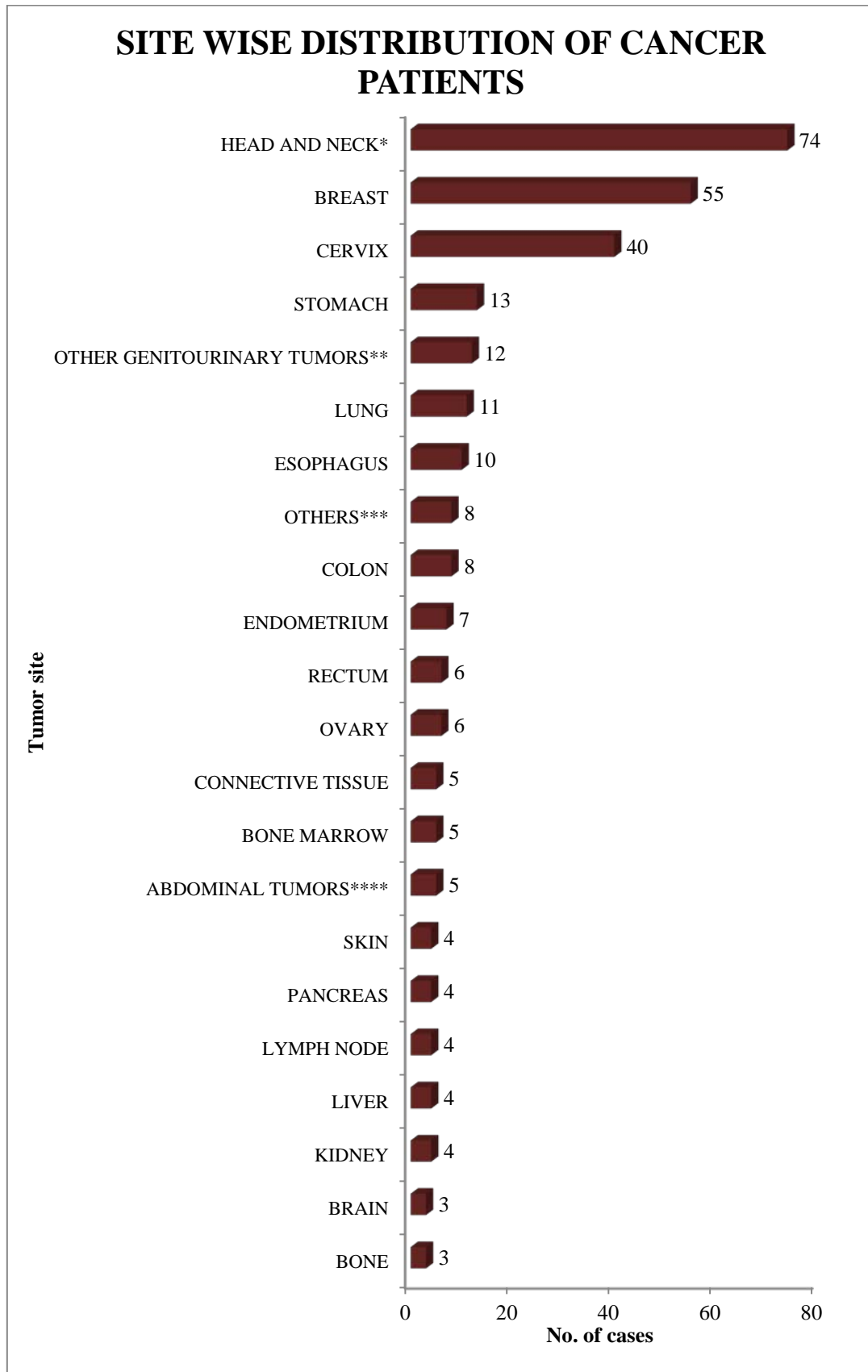
****Abdominal Tumors- Gallbladder, Small Intestine


Dr. Gunaseelan K.
 Principal Investigator
 HBCR & POCSS

Dr. GUNASEELAN. K
 PRINCIPAL INVESTIGATOR
 HBCR & POCSS
 RCC, JIPMER

For any queries please contact: Ph: 09362966444
 Email: officehbcrrjipmer@gmail.com

SITE WISE DISTRIBUTION OF CANCER PATIENTS



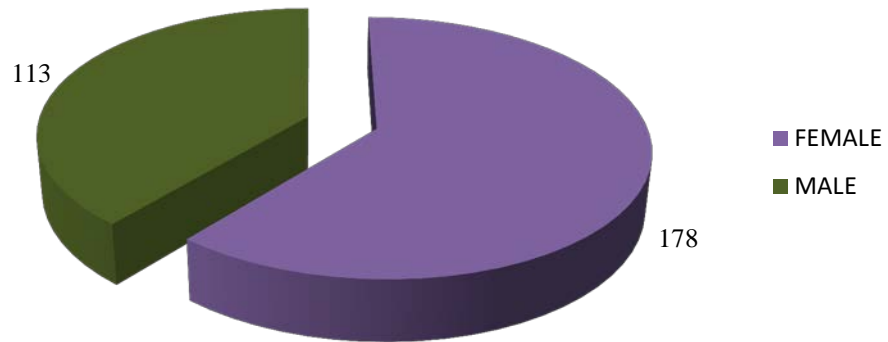
* Head and Neck - Larynx, Oral Cavity, Pharynx

**Other Genitourinary Tumors – Penis, Prostate, Urinary Bladder, Testis

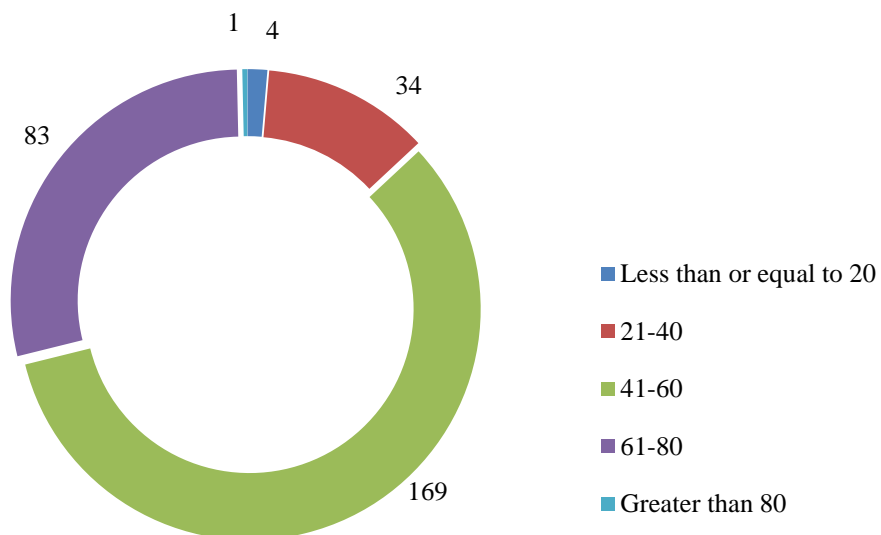
***Others- Thyroid, Anal Canal, Parotid Gland, Nasal Cavity, Pleura, Lip

****Abdominal Tumors- Gallbladder, Small Intestine

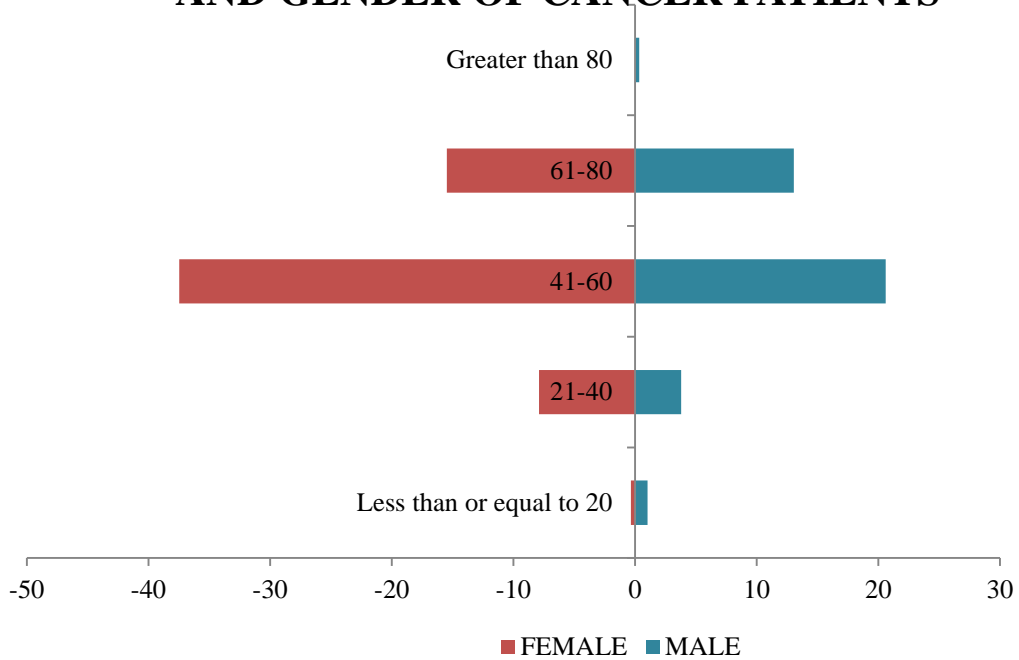
GENDER WISE DISTRIBUTION OF CANCER PATIENTS



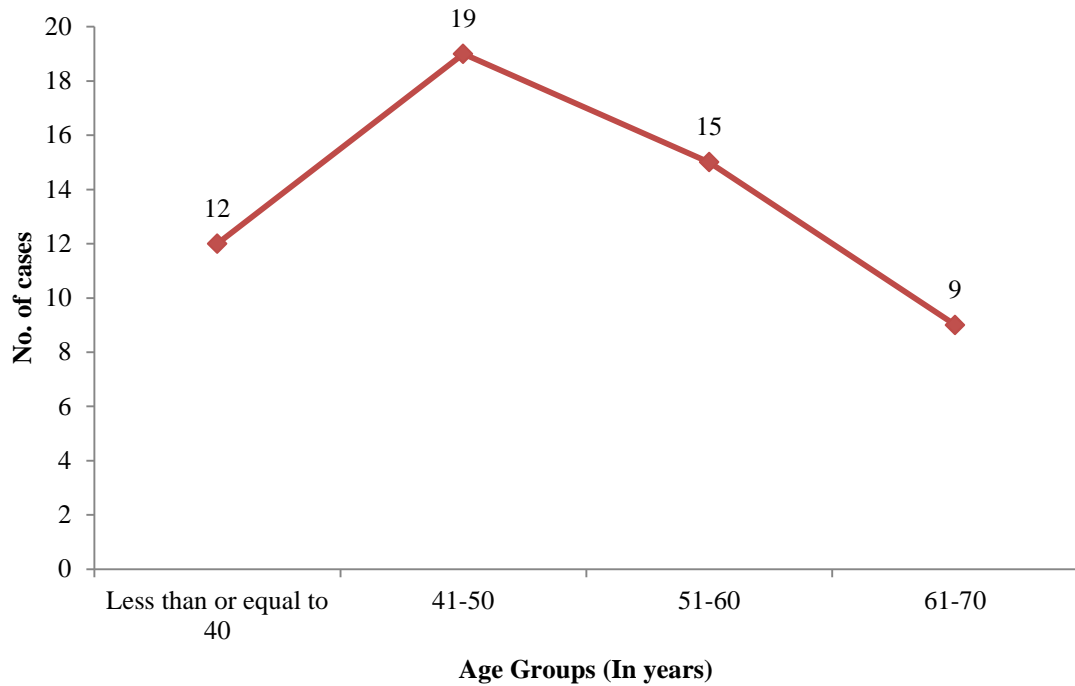
AGE GROUP WISE DISTRIBUTION OF CANCER PATIENTS



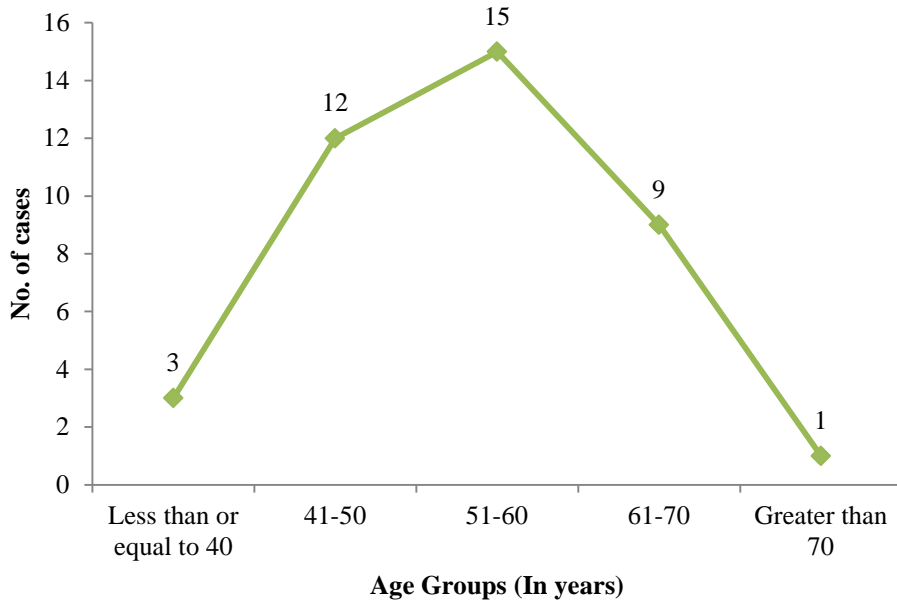
JOINT DISTRIBUTION OF AGE GROUPS AND GENDER OF CANCER PATIENTS



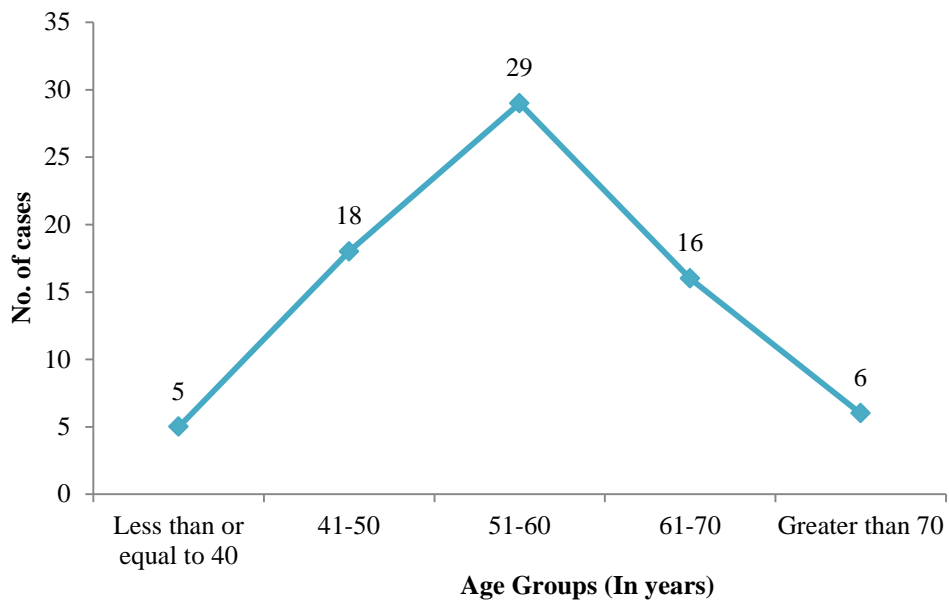
AGE GROUP WISE DISTRIBUTION OF BREAST CANCER PATIENTS (In years)



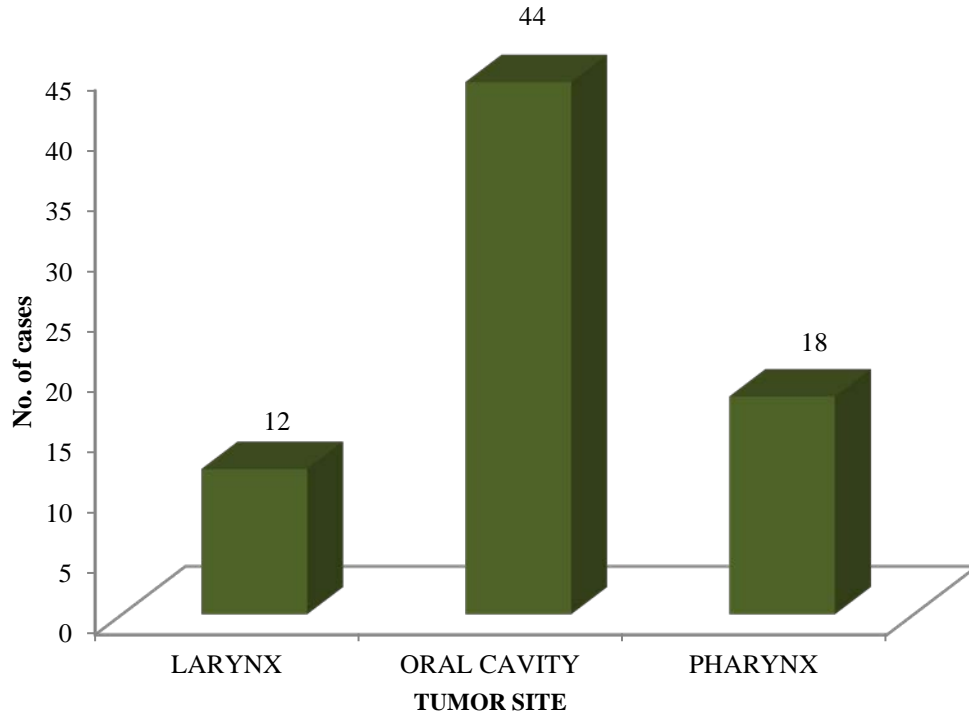
AGE GROUP WISE DISTRIBUTION OF CERVIX CANCER PATIENTS



AGE GROUP WISE DISTRIBUTION OF HEAD AND NECK CANCER PATIENTS

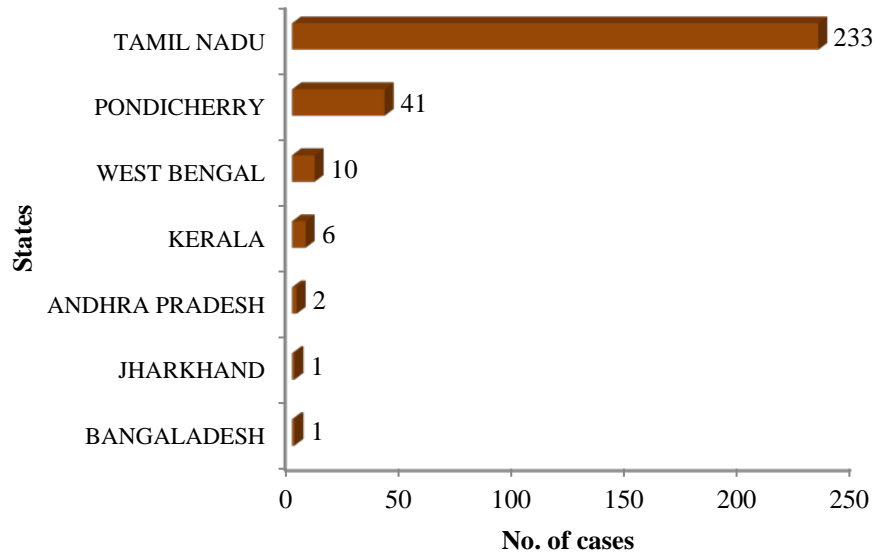


SITE WISE DISTRIBUTION OF HEAD AND NECK CANER PATIENTS



Sl. No.	STATE	No. of cases
1	TAMIL NADU	233
2	PONDICHERRY	41
3	WEST BENGAL	10
4	KERALA	6
5	ANDHRA PRADESH	2
6	BANGALADESH	1
7	JHARKHAND	1
	TOTAL	291

STATE WISE DISTRIBUTION OF CANCER PATIENTS



DISTRICT WISE DISTRIBUTION OF CANCER PATIENTS		
Sl No.	DISTRICTS	No. of cases
1	VILLUPURAM	56
2	CUDDALORE	52
3	PONDICHERRY	37
4	THANJAVUR	21
5	NAGAPATTINAM	15
6	TIRUVANNAMALAI	14
7	OTHER DISTRICTS OF TAMIL NADU*	10
8	DISTRICTS OF WEST BENGAL**	10
9	PUDUKKOTTAI	10
10	SALEM	9
11	TIRUCHIRAPPALLI	7
12	TIRUVARUR	7
13	DISTRICTS OF KERALA***	6
14	KANCHEEPURAM	5
15	ARIYALUR	5
16	KARAIKAL	4
17	VELLORE	4
18	DISTRICTS OF ANDHRA PRADESH****	3
19	KRISHNAGIRI	3
20	DINDIGUL	2
21	ERODE	2
22	NAMAKKAL	2
23	NILGIRIS	2
24	RAMANATHAPURAM	2
25	SIVAGANGA	2
26	DHANBAD (JHARKHAND)	1
27	OTHER THAN INDIA (BANGALADESH)	1
	TOTAL	291

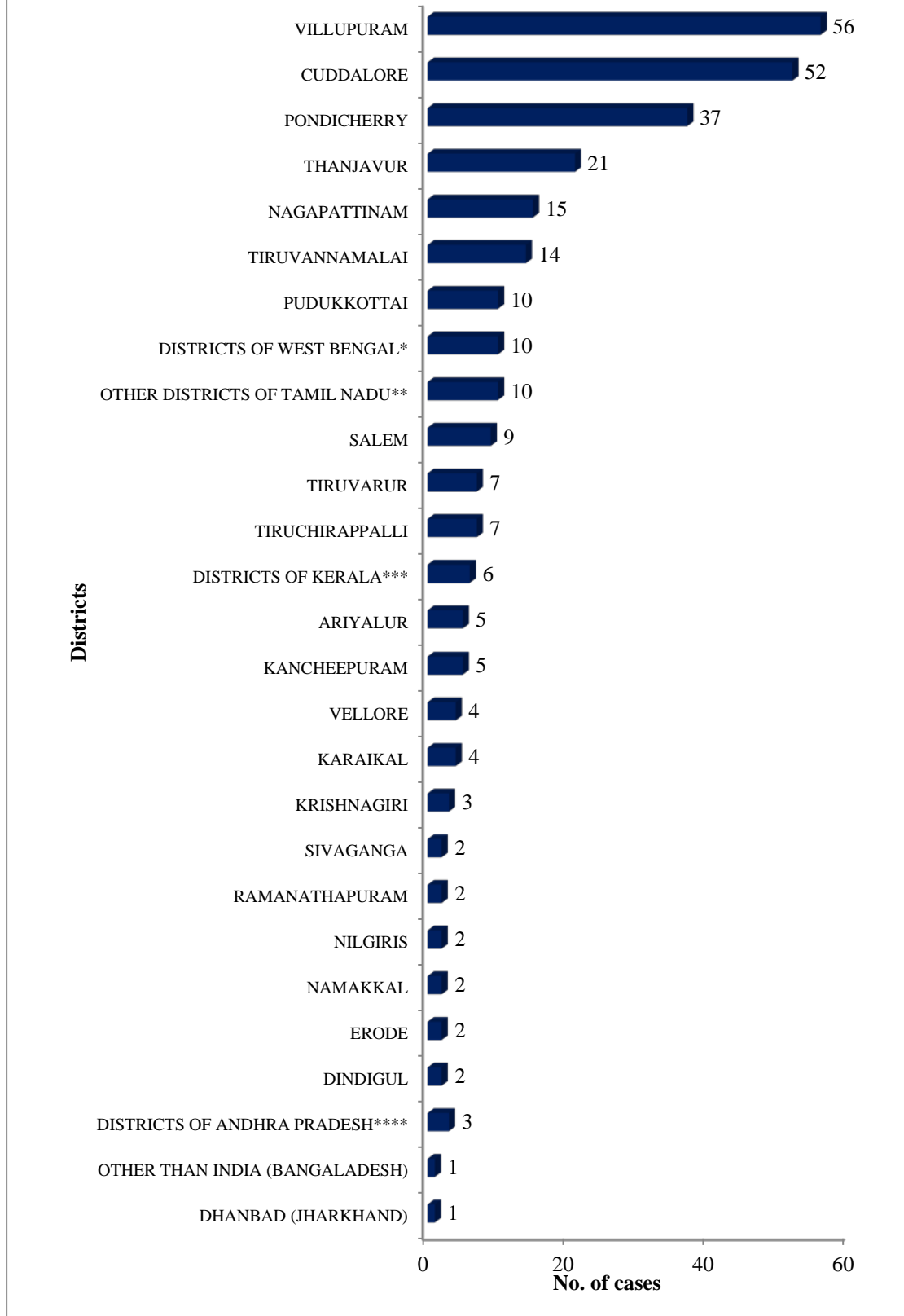
* Other Districts of Tamil Nadu- Coimbatore, Dharmapuri, Kanniyakumari, Karur, Madurai. Theni, Tirunelveli, Tiruppur, Virudunagar

** Districts of West Bengal- North 24- Parganas, South 24-Parganas, East Medinipur, West Medinipur, Howrah, Bankura

***Districts of Kerala- Kozhikode, Kannur, Malappuram

****Districts of Andhra Pradesh- Chittoor, East Godavari, Sri Potti Sri Ramulu Nellore

DISTRICT WISE DISTRIBUTION OF CANCER PATIENTS



* Other Districts of Tamil Nadu- Coimbatore, Dharmapuri, Kanniyakumari, Karur, Madurai. Theni, Tirunelveli, Tiruppur, Virudunagar

** Districts of West Bengal- North 24- Parganas, South 24-Parganas, East Medinipur, West Medinipur, Howrah, Bankura

***Districts of Kerala- Kozhikode, Kannur, Malappuram

****Districts of Andhra Pradesh- Chittoor, East Godavari, Sri Potti Sri Ramulu Nellore